



300 ICLCR5

Product Data Sheet

MADE IN
FRANCE



Key points

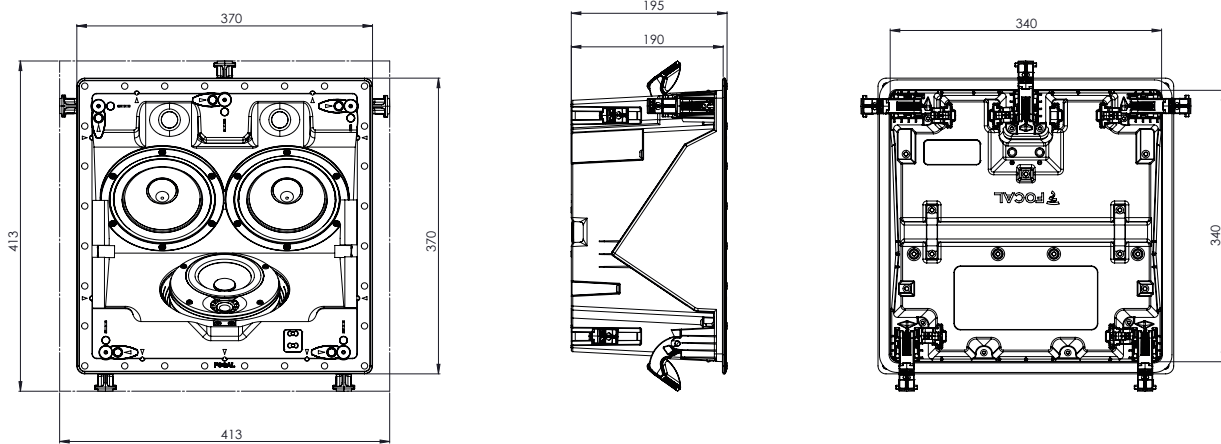
- 3-way in-ceiling loudspeaker
- Easy and quick to install without tools
- Adjustable mid-treble plate
- A Home Theatre system totally integrated into the ceiling for total discretion
- A loudspeaker with five uses (front left, centre or right channels; rear left and rear right channels)
- Speaker drivers designed and made in France by Focal
- Deep frequency response in the low end and high power handling
- Very balanced mid-range for improved intelligibility for Home Theatre set-ups
- Supplied with a magnetic grille and ready to paint to ensure perfect integration

Technical Specifications

Type	3-way in-ceiling
Drivers	2 x 5" (13cm) Flax woofers, 4" (10cm) Flax midrange, 1" (25mm) Al/Mg inverted dome tweeter
Sensitivity (2.83V/1m)	91dB
Frequency response (+/-3dB)	55Hz - 28kHz
Low frequency point (-6dB)	45Hz
Nominal impedance	8Ω
Minimal impedance	2.9Ω
Recommended amplifier power	50 - 150W
External dimensions (HxWxD)	14 ⁹ / ₁₆ " x 14 ⁹ / ₁₆ " x 7 ¹¹ / ₁₆ " (370 x 370 x 195mm)
Cut-Out diameter (HxL)	13 ³ / ₈ " x 13 ³ / ₈ " (340 x 340mm)
Depth from wall	7 ¹ / ₂ " (190mm)
Net weight (with front grille)	16.3 lbs (7.4kg)
Packing dimensions (WxDxH)	18 ⁵ / ₁₆ " x 18 ⁵ / ₁₆ " x 11 ¹ / ₁₆ " (465 x 465 x 281mm)
Total weight (with packaging)	20.9 lbs (9.5kg)

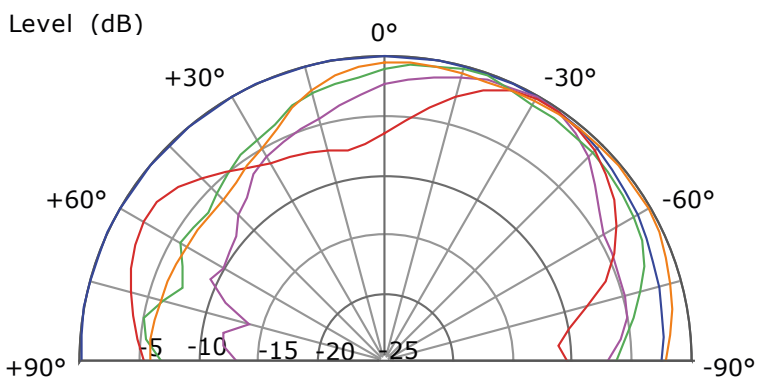
 FOCAL®

Dimensions



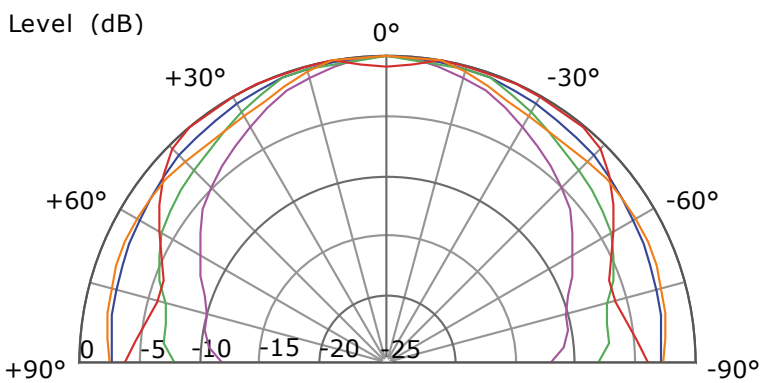
Directivity Measurements

Horizontal (right channel)

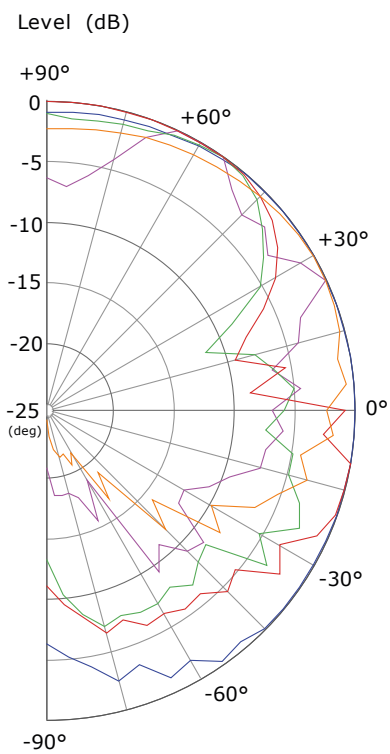


- Curve at: 500 Hz
- Curve at: 1 kHz
- Curve at: 2 kHz
- Curve at: 4 kHz
- Curve at: 8 kHz

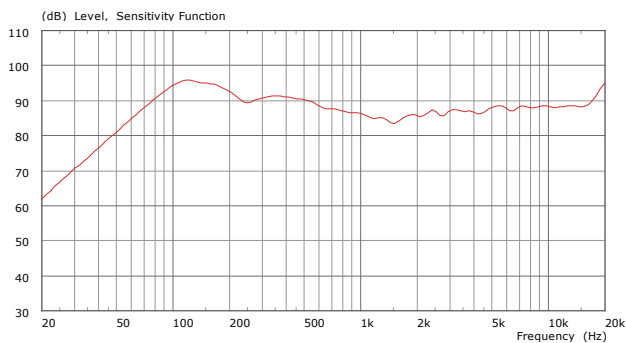
Horizontal (central channel)



Vertical



Frequency Response



300 IC LCR5 Speaker level Calculation Table

Horizontal (right channel)

Power/Distance	1 m	2 m	5 m
1 W (2,83 V)	91 dB	85 dB	77 dB
5 W (8,94 V)	101 dB	95 dB	87 dB
10 W (12,6 V)	104 dB	98 dB	90 dB
20 W (15,5 V)	106 dB	100 dB	92 dB

Summary	125 Hz	250 Hz	500 Hz	1kHz	2kHz	4kHz	8kHz
SPL (2.83 V/1 m) (dB)	95	90	90	87	86,5	87	88
Opening Angle at -6dB	360°	360°	360°	-35°/+125°	+5°/+70°	-45°/+90°	-30°/+85°

Horizontal (central channel)

Power/Distance	1 m	2 m	5 m
1 W (2,83 V)	91 dB	85 dB	77 dB
5 W (8,94 V)	101 dB	95 dB	87 dB
10 W (12,6 V)	104 dB	98 dB	90 dB
20 W (15,5 V)	106 dB	100 dB	92 dB

Summary	125 Hz	250 Hz	500 Hz	1kHz	2kHz	4kHz	8kHz
SPL (2.83 V/1 m) (dB)	95	90	90	87	86,5	87	88
Opening Angle at -6dB	360°	360°	360°	150°	150°	150°	105°