

# CHORUS 705

Product specification sheet

**NEW**  
**2013**



The Chorus 705 is the perfect loudspeaker for small rooms of approximately 160ft<sup>2</sup> (15m<sup>2</sup>). Producing responsive and dynamic bass as well as rich and clear midrange/treble, this speaker can be combined with a subwoofer for an extremely efficient audio system. Thanks to the built-in wall-mount, the Chorus 705 is ideal for surround sound with multi-channel installations.

Restyling of the cabinet  
More contemporary design

New suspension material  
"PORON".  
Smoother sound.

5" (13cm) Polyglass midbass.  
Dynamic midrange, fast and  
tight bass.

Aerodynamic port.  
Low distortion.



Compact loudspeaker,  
wall mounting supplied.  
Can be used as an effect speaker.

New grille cloth design  
Better integration

Solid MDF construction  
up to 1" (25mm) width.  
Non parallel inner wall  
structure.


OPC crossover.  
Perfect staging.  
Insulated Focal terminals.

Chorus 705, Walnut finish.


## Key features

- Speakers designed and manufactured by Focal.
- Exceptional sound and quality for the price.
- Rosewood, Walnut, Black Style finishes.


Other finishes available



Rosewood



Walnut



Black Style



Type	2 - way bass reflex bookshelf loudspeaker
Drivers	5" (13cm) Polyglass midbass 1" (25mm) TNV2 Al/Mg inverted dome tweeter
Frequency response (+/- 3dB)	65Hz - 28kHz
Low frequency point - 6dB	57Hz
Sensitivity (2.83V / 1m)	89dB
Nom. impedance	8 Ohms
Minimum impedance	3 Ohms
Recommended amplifier power	25 - 100W
Crossover frequency	3000Hz
Dimensions (HxLxP)	12 <sup>3/8</sup> x7 <sup>1/2</sup> x8 <sup>15/16</sup> " (315x190x227mm)
Net weight	12.5lbs (5.7kg)



Optional 24" (60cm) S 700 stand.